

User guide

Prerequisites

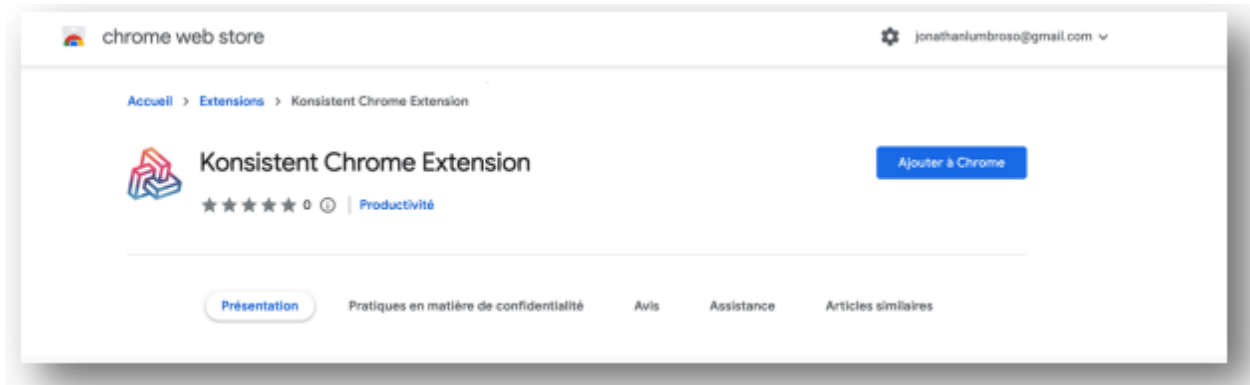
The application works under the Google Chrome browser.

If you haven't installed Google Chrome yet, **consult the installation guide**.

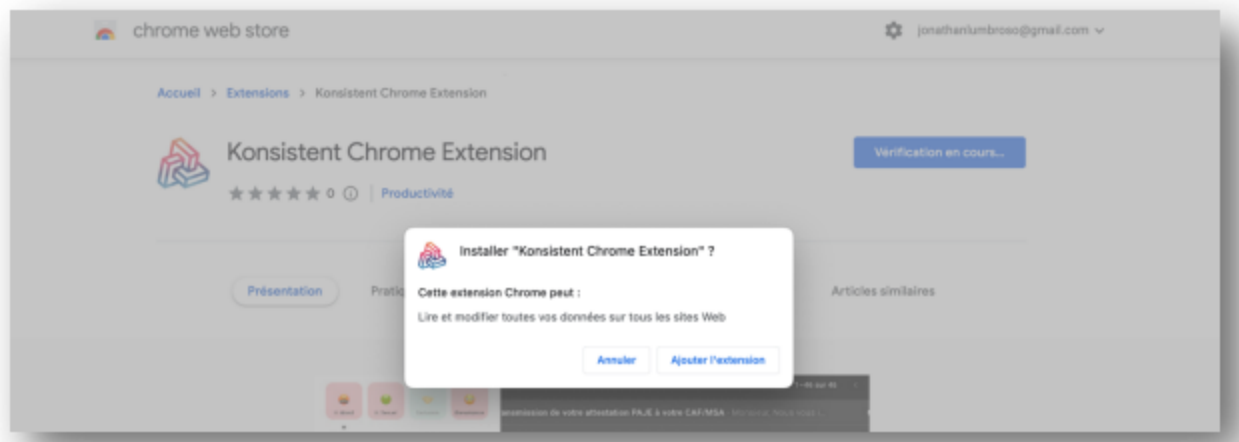
Step 1

Download & install Konsistent on Google Chrome browser.

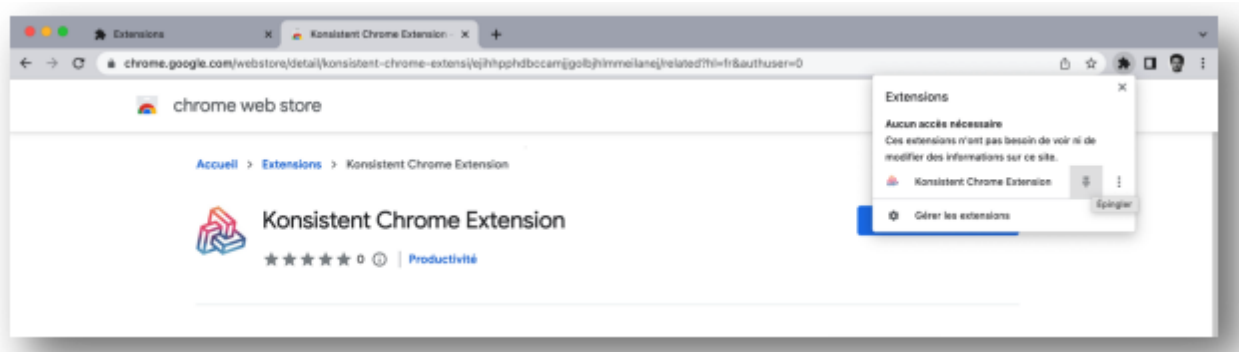
Go to this link to download the extension.



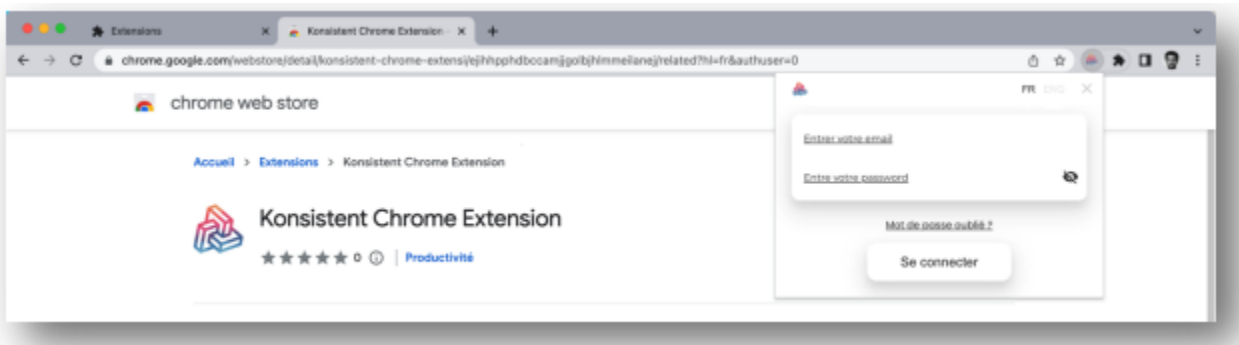
Click on “Add to Chrome”



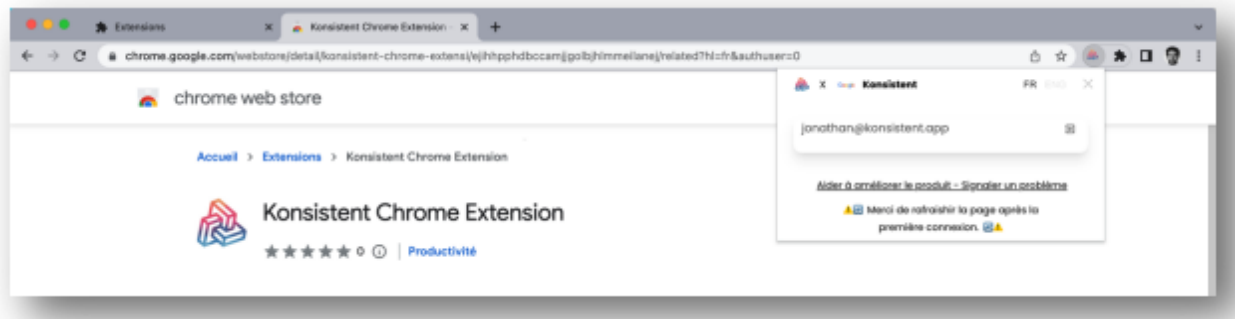
Click "Add the extension"



Click on the "Puzzle" icon, then click on the "Pushpin" icon to pin the application.



To connect, click on the extension, enter your email address, then your password.



Click on the mention “Please refresh the page after the first connection”.

👏 **Congrats, the app is fully configured!** 👏

🎉 **You can now start using it.** 🎉

Step 2

Start using Konsistent.

You don't have to do anything else, Konsistent works in real time!

The app analyzes the words and phrases you type and notifies you when it detects potentially inappropriate comments.

The logo visible within your text box will turn red if your message contains statements considered "dangerous", orange if it contains statements considered "questionable" and green if everything is perfectly written.

The app currently works on:

- Gmail
- LinkedIn (Post, Article, Messages, Job)
- Slack Web
- Web Teams
- Wordpress
- Facebook (Post, Messenger)

Step 3

If you have any questions.

The team is available for your suggestions, your feedback, your comments or simple questions of use.

Please email us at cs@konsistent.app or contact us directly through our chat <https://getkonsistent.app/cs>